



| Energy Saving | Work Efficiency | Stable Performance |

Professional Laundry Equipment Manufacturer



Shanghai Easywash Technology Co.,Ltd

No.699 Caosheng Road, Jiading District Shanghai City, China

Email: summer@easywashlaundry.ltd

Web: www.easywash-laundry.com

Mobile&Whatsapp : +86 15821855103 +86 15371893888

One-stop Solutions For Laundry Business

Company Profile



20 years+

Complex project experience



100+

Company employees



20000+

Industrial base area square meters

Shanghai Easywash Technology Co.,Ltd is a technology-based manufacturing company that combines advanced technologies such as the Internet of Things, big data, and cloud computing with laundry equipment. It presents its new range of commercial laundry machines "SIMPLE CLEAN" with a wide variety of models specially for the commercial environment.

The company adopts a full set of mold and automatic production lines to ensure the perfect processing accuracy and mechanical strength of the product. At the same time, it has independently developed the main control board system and remote-control APP for its commercial laundry machines, which provides an excellent user experience thanks to the combination of more scientific washing and drying procedures.

The company will always focus on continuous innovation, intelligent manufacturing, smart washing and intimate service to achieve shared and win-win development.

SIMPLECLEAN is a high-class brand specializing in laundry equipment 10-35kg production range and capacity, mainly used in self-service laundromats and OPL commercial laundry equipments for global users.

We sincerely invite you to join us to help the laundry business grow up together.



Product Type



- | | | |
|---|---|---|
| ① Hard Mount Washer
EC/12HW EC/16HW
EC/22HW EC/27HW | ② Soft Mount Washer
EC/12FW EC/16FW
EC/22FW EC/27FW | ③ Single Dryer
EC/12DS EC/16DS EC/19DS
EC/22DS EC/27DS EC/33DS |
| ④ Stack Dryer
EC/12DD EC/16DD EC/19DD
EC/22DD EC/27DD | ⑤ Stack Washer Dryer (Hard mount washer)
EC/12HWDD EC/16HWDD EC/19HWDD
EC/22HWDD EC/27HWDD | ⑥ Stack Washer Dryer (Soft mount washer)
EC/12FWDD EC/16FWDD
EC/22FWDD EC/27FWDD |

Hard Mount Washer Advantages

•SIMPLE CLEAN BRAND

Simple Clean series products adopt a full mold manufacturing process without one screw on the shining surface.

• Multi Languages

16 languages such as English, Thai, Malay, Russian, Italian, Greek, Spanish and so on. At the same time we support customized LOGO.

•Bearing System

Three oil seals and one water seal ensure the life of the bearing without being corroded by water. In addition, the lubricating oil imported from Germany achieves maintenance-free.

• Coin Acceptor

Taiwan imported coin acceptor can accept 12 kinds of different coins or tokens.

•Robot Welding

The main base and the cover of the inner drum are welded by robots to ensure accuracy and aesthetics.

• UVC Disinfection

All our machines are equipped with 2 UV lamps for sterilization during the whole wash & extract process.

•Depend O Drain Valve

Optional 3inches Depend O drain valve and drainage pipe reduce drainage time and improve efficiency.

• Remote Control App Available



Energy Saving



Honeycomb Structure Design



30 Kinds of Wash Programs



Hard Mount Washer

Available capacity : 12kg/16kg/22kg/27kg
Warranty: 24 months

SIMPLECLEAN

Model EC/12HW EC/16HW EC/22HW EC/27HW



Drum

Loading capacity (lbs-kg)	26lbs (12kg)	35lbs (16kg)	48.4lbs (22kg)	59.4lbs (27kg)
Volume (L)	116	148	194	237
Diameter (mm / inch)	635 / 25	635 / 25	740 / 29.1	740 / 29.1
Depth(mm / inch)	365 / 14.4	465 / 18.3	450 / 17.7	550 / 21.7

Speed

Washing speed (rpm)	32	32	32	32
High speed (rpm)	750	750	700	700
G-Force	204	204	207	207

Power

Motor(kw)	1.5	2.2	2.2	3.0
Heating (kw) electric heated	2*4	3*4	4*4	5*4
Inverter(kw) power	1.5	2.2	2.2	3.7

Net dimensions

L*W*H (mm)	803*923*1287	803*1031*1287	907*1024*1387	907*1124*1387
L*W*H (inch)	31.6*36.3*50.7	31.6*40.6*50.7	35.7*40.3*54.6	35.7*44.2*54.6
Net weight (kg / lbs)	257 / 567	272 / 600	286 / 631	404 / 891

Plywood box dimensions

L*W*H (mm)	923*1043*1437	923*1151*1437	1027*1144*1537	1027*1244*1537
L*W*H (inch)	36.3*41.1*56.6	36.3*45.3*56.6	40.4*45.1*60.5	40.4*49*60.5
Gross weight (kg / lbs)	297 / 655	312 / 688	326 / 719	444 / 979

Heating way

Steam, Electricity, Hot water

Usage way

Coin or OPL

Soft Mount Washer Advantages

•Manufacturing Process

We adopt automatic process equipment instead of the labor force and ensure accuracy.

•International Famous Spare Parts

Delta inverter, NSK bearings, depend-O-drain valve, customized motor, big brands parts guarantee the machine quality and extend the life span.

• 1000RPM Maximum Speed

Over-size bearings, heavy-duty frame and strong structure all enable our soft mount washer to run stably and smoothly under 1000RPM high speed with more than 400G.

•UVC Disinfection

The real UVC light will turn on the moment washing cycle starts.The cylinder will be immersed in the disinfection light throughout the washing cycle, double insurance of the sanitation. It can kill bacteria.

•Free Maintenance

Three oil seals and one water seal ensure the life of the bearing without being corroded by water. In addition, the lubricating oil imported from Germany achieves maintenance-free.

• Remote Control App Available

Soft Mount Washer

Available capacity : 12kg/16kg/22kg/27kg

Warranty: 24 months

SIMPLECLEAN

Model	EC/12FW	EC/16FW	EC/22FW	EC/27FW
-------	---------	---------	---------	---------



Drum

Loading capacity (lbs-kg)	26lbs (12kg)	35lbs (16kg)	48.4lbs (22kg)	59.4lbs (27kg)
Volume (L)	116	148	194	237
Diameter (mm / inch)	635 / 25	635 / 25	740 / 29.1	740 / 29.1
Depth(mm / inch)	365 / 14.4	465 / 18.3	450 / 17.7	550 / 21.7

Speed

Washing speed (rpm)	32	32	32	32
Mid spinning speed (rpm)	420	420	420	420
High spinning speed (rpm)	1000	1000	900	900
G-Force	363	363	343	343

Power

Motor(kw)	2.2	2.2	3.0	3.7
Heating (kw) electric heated	2*4	3*4	4*4	5*4
Inverter(kw) power	2.2	2.2	3.7	3.7

Connections

Water inlet (inch)	3/4	3/4	3/4	3/4
Drain diameter (inch)	3	3	3	3

Net dimensions

L*W*H (mm)	839*964*1360	839*1064*1360	939*1091*1497	939*1192*1497
L*W*H (inch)	33*38*53.5	33*41.9*53.5	37*43*58.9	37*46.9*58.9
Net weight (kg / lbs)	349 / 770	396 / 873	582 / 1283	663 / 1462

Plywood box dimensions

L*W*H (mm)	959*1084*1510	959*1184*1510	1059*1211*1647	1059*1312*1647
L*W*H (inch)	37.8*42.7*59.5	37.8*46.6*59.5	41.7*47.7*64.8	41.7*51.7*64.8
Gross weight (kg / lbs)	414 / 913	461 / 1016	647 / 1426	728 / 1587

Heating way

Steam, Electricity, Hot water

Usage way

Coin or OPL



More Than 1000rpm Speed



Wet Cleaning Function



30 Kinds of Wash Programs

Single Dryer Advantages

•Reverse Rotation

Single dryer and Stack dryer all have reverse rotary function as standard configuration.

• Convenient Load & Unload

The large diameter loading door is equipped with 180° door opening angle.

•Famous Spare Parts

The imported gas valve and gas controller are from the USA. White-Rogers and Fenwal brand.

• Consumption Saving

Energy saving. The unique design of the small tube (Gas heater) compared with similar products saving 30% gas consumption.

• Payment Option

QR code payment / card supported payment / coin / token / remote control system.

•Delta Inverter

Simple Clean series dryer all equipped with Delta inverter as well.

• Safety Device


Triple inner drum safety protection sensor to ensure the machines in good condition to operate. If any emergency happens, the inner drum will automatically stop running and heating.

•Touch Screen

7-inch touch screen and button control as two options.

• OEM and ODM

As a factory, we can do OEM and ODM, and customize LOGO for customers.



Hot And Cold Air Exchange



Stable Performance



Drying Fast



Single Dryer

Available capacity : 12kg/16kg/19kg/22kg/27kg/33kg

Warranty: 24 months

SIMPLE CLEAN

Model	EC/12DS	EC/16DS	EC/19DS	EC/22DS	EC/27DS	EC/33DS
-------	---------	---------	---------	---------	---------	---------



Drum

Loading capacity (lbs-kg)	26lbs (12kg)	35lbs (16kg)	42lbs (19kg)	48.4lbs (22kg)	59.4lbs (27kg)	72.8lbs (33kg)
Volume (L)	229	286	358	379	477	560
Diameter (mm / inch)	745 / 29.3	745 / 29.3	745 / 29.3	855 / 33.7	855 / 33.7	900 / 35.4
Depth (mm / inch)	525 / 20.7	655 / 25.8	820 / 32.3	660 / 26	830 / 32.7	880 / 34.7

Power

Main motor (kw)	0.25	0.25	0.25	0.55	0.55	0.55
Fan motor (kw)	0.37	0.37	0.37	0.75	0.75	0.75
Heating (kw) electric heated	10.5	10.5	13.5	14.4	19.8	25.2

Energy consumption

Gas consumption (kg/H)	0.6	0.8	0.9	1	1.3	1.5
CFM (Btu/H)	55000	75000	90000	95000	115000	135000
Air flow	800	800	900	1000	1000	1100

Connection

Gas Inlet (inch)	1/2	1/2	1/2	1/2	1/2	1/2
Exhaust pipe (mm)	190	190	190	190	190	190

Net dimensions

L*W*H (mm)	800*991*1675	800*1121*1675	800*1286*1675	910*1124*1784	910*1294*1784	943*1336*1799
L*W*H (inch)	31.5*39*66	31.5*44.1*66	31.5*50.1*66	35.8*44.4*70.2	35.8*51*70.2	37.1*52.6*70.8
Net weight (kg / lbs)	182 / 401	190 / 419	210 / 463	223 / 492	251 / 553	273 / 602

Plywood box dimensions

L*W*H (mm)	920*1111*1825	920*1241*1825	920*1406*1825	1030*1244*1934	1030*1414*1934	1063*1456*1949
L*W*H (inch)	36.2*43.7*71.9	36.2*48.9*71.9	36.2*55.4*71.9	40.6*49*76.1	40.6*55.7*76.1	41.9*57.3*76.7
Gross weight (kg / lbs)	222 / 490	230 / 507	250 / 551	263 / 580	291 / 642	313 / 690

Heating way

Electricity, Gas

Usage way

Coin or OPL

Stack Dryer Advantages

•Reverse Rotation

Single dryers and Stack dryers all have reverse rotary function as standard configuration.

• Convenient Load & Unload

Large diameter loading door is equipped with a 180° door opening angle.

•Famous Spare Parts

The imported gas valve and gas controller are from the USA. White-Rogers and Fenwal brand.

• Consumption Saving

Energy saving. The unique design of small tube (Gas heater) compares with similar products saving 30% gas consumption.

• Payment Option

QR code payment / card supported payment / coin / token / remote control system.

•Delta Inverter

Simple Clean series dryer all equipped with Delta inverter as well.

• Safety Device


Triple inner drum safety protect sensor to ensure the machines are in good condition to operate. If any emergency happens, the inner drum will automatically stop running and heating.

•Touch Screen

4.3inch touch screen and button control as two options.

• OEM and ODM

As a factory, we can do OEM and ODM, and customize LOGO for customers.



Hot And Cold Air Exchange



Stable Performance



Drying Fast

Stack Dryer

Available capacity : 12kg/16kg/19kg/22kg/27kg

Warranty: 24 months

SIMPLE CLEAN

Model

EC/12DD

EC/16DD

EC/19DD

EC/22DD

EC/27DD



Drum

Loading capacity (lbs-kg)	26lbs (12kg)	35lbs (16kg)	42lbs (19kg)	48.4lbs (22kg)	59.4lbs (27kg)
Volume (L)	229*2	286*2	358*2	379*2	477*2
Diameter (mm / inch)	745 / 29.3	745 / 29.3	745 / 29.3	855 / 33.7	855 / 33.7
Depth (mm / inch)	525 / 20.7	655 / 25.8	820 / 32.3	660 / 26	830 / 32.7

Power

Main motor (kw)	0.25*2	0.25*2	0.25*2	0.55*2	0.55*2
Fan motor (kw)	0.37*2	0.37*2	0.37*2	0.75*2	0.75*2
Heating (kw) electric heated	10.5*2	10.5*2	13.5*2	14.4*2	19.8*2

Energy consumption

Gas consumption (kg/H)	0.6*2	0.8*2	0.9*2	1*2	1.3*2
CFM (Btu/H)	55000*2	75000*2	90000*2	95000*2	115000*2
Air flow	800*2	800*2	900*2	1000*2	1000*2

Connection

Gas Inlet (inch)	1/2	1/2	1/2	1/2	1/2
Exhaust pipe (mm)	190*2	190*2	190*2	190*2	190*2

Net dimensions

L*W*H (mm)	800*1031*2005	800*1161*2005	800*1326*2005	910*1208*2225	910*1378*2225
L*W*H (inch)	31.5*40.8*79	31.5*45.7*79	31.5*52.5*79	35.8*47.6*87.6	35.8*54.3*87.6
Net weight (kg/lbs)	298 / 657	317 / 699	356 / 785	380 / 838	395 / 870

Plywood box dimensions

L*W*H (mm)	920*1151*2155	920*1281*2155	920*1446*2155	1030*1328*2375	1030*1498*2375
L*W*H (inch)	36.2*45.3*84.8	36.2*50.4*84.8	36.2*56.9*84.8	40.6*52.3*93.5	40.6*59*93.5
Gross weight (kg / lbs)	338 / 745	357 / 787	396 / 873	420 / 926	435 / 959

Heating way


Electricity, Gas

Usage way


Coin or OPL

Stack Washer Dryer (hard mount washer) Advantages

- 1 SIMPLE CLEAN series products adopt a full mold manufacturing process without one screw on the shining surface.
- 2 16 languages such as English, Thai, Malay, Russian, Italian, Greek, Spanish and so on. At the same time, we support customized LOGO.
- 3 Dryer has reverse rotary function as standard configuration.
- 4 OEM and ODM are our advantages.
- 5 The main base and the cover of the inner drum are welded by robots to ensure accuracy and aesthetics.
- 6 All our machines are equipped with 2 UV lamps for sterilization during the whole wash & extract process.
- 7 Simple Clean series dryers are all equipped with Delta inverter as well.
- 8 Payment option: QR code payment / card payment / coin / token / remote control system.



More Than 1000rpm Speed



Hot And Cold Air Exchange



Wet Cleaning Function



Stable Performance



30 Kinds of Wash Programs



Drying Fast



Stack Washer Dryer (hard mount washer)

Available capacity : 12kg/16kg/19kg/22kg/27kg

Warranty: 24 months

SIMPLE CLEAN

Model EC/12HWDD EC/16HWDD EC/19HWDD EC/22HWDD EC/27HWDD



Washer Drum / Dryer Drum

Loading capacity (lbs-kg)	26lbs(12kg)	35lbs(16kg)	42lbs (19kg)	48.4lbs(22kg)	59.4lbs(27kg)
Volume (L)	116/229	148/286	179/358	194/379	237/477
Diameter (mm)	635/745	635/745	650/745	740/855	740/855
Diameter (inch)	25/29.3	25/29.3	25.6/29.3	29.1/33.7	29.1/33.7
Depth (mm)	365/525	465/655	540/820	450/660	550/830
Depth (inch)	14.4/20.7	18.3/25.8	21.3/32.3	17.7/26	21.7/32.7

Washer Speed

Washing speed (rpm)	32	32	32	32	32
High speed (rpm)	750	750	700	700	700
G-Force	204	204	204	207	207

Dryer Speed

Tumbler speed (rpm)	32	32	32	32	32
---------------------	----	----	----	----	----

Power

Washer motor(kw)	1.5	2.2	2.2	2.2	3.0
Washer heating (kw) electric heated(kw)	2*4	3*4	3*4	4*4	5*4
Washer Inverter power(kw)	1.5	2.2	2.2	2.2	3.7
Dryer motor(kw)	0.25	0.25	0.25	0.55	0.55
Dryer fan motor(kw)	0.37	0.37	0.37	0.75	0.75
Dryer heating(kw)(electric model)	10.5	10.5	13.5	14.4	19.8

Washer's Connections

Water cold or hot Inlet (inch)	3/4	3/4	3/4	3/4	3/4
Drain size (inch)	3	3	3	3	3

Dryer's Connection

Gas Inlet (inch)	1/2	1/2	1/2	1/2	1/2
Exhaust pipe(mm)	190	190	190	190	190

Dryer's Energy consumption

Gas consumption (kg/H)	0.6	0.8	0.9	1	1.3
CFM (Btu/H)	55000	75000	90000	95000	115000
Air flow (m³/h)	800	800	900	1000	1000

Net dimensions

L*W*H (mm)	800*1055*2122	800*1194*2122	800*1358*2122	910*1238*2315	910*1411*2315
L*W*H (inch)	31.5*41.5*83.5	31.5*47*83.5	31.5*54.5*83.5	35.8*48.7*91.1	35.8*55.6*91.1
Net weight (kg / lbs)	431 / 950	461 / 1016	559 / 1232	595 / 1312	629 / 1526

Plywood box dimensions

L*W*H (mm)	920*1175*2272	920*1314*2272	920*1478*2272	1030*1358*2465	1030*1531*2465
L*W*H (inch)	36.2*46.3*89.5	36.2*51.7*89.5	36.2*58.2*89.5	40.6*53.5*97.1	40.6*60.3*97.1
Gross weight (kg / lbs)	471 / 1038	501 / 1105	599 / 1321	635 / 1400	669 / 1475

Heating way

Wash: Electricity or Hot water Dryer: Gas or Electricity

Usage way

Coin or OPL

Stack Washer Dryer (soft mount washer) Advantages

- 1

Extraordinary design idea: Soft mount type free-standing stack washer dryers with faster RPM and higher G-force.
- 2

16 languages such as English, Thai, Malay, Russian, Italian, Greek, Spanish and so on. At the same time, we support customized LOGO.
- 3

OEM and ODM are our advantages.
- 4

All our machines are equipped with 2 UV lamps for sterilization during the whole wash & extract process.
- 5

Simple Clean series dryers are all equipped with Delta inverter as well.
- 6

SIMPLE CLEAN series products adopt a full mold manufacturing process without one screw on the shining surface.
- 7

The dryer has a reverse rotary function as a standard configuration.
- 8

The main base and the cover of the inner drum are welded by robots to ensure accuracy and aesthetics.
- 9


Payment option: QR code payment / card payment / coin / token / remote control system.



Soft Mount Type



30 Kinds of Wash Programs



More Than 1000rpm Speed



Stable Performance



Wet Cleaning Function



Drying Fast

Stack Washer Dryer (soft mount washer)

SIMPLE CLEAN

Available capacity : 12kg/16kg/22kg/27kg

Warranty: 24 months

Model EC/12FWDD EC/16FWDD EC/22FWDD EC/27FWDD



Washer Drum / Dryer Drum

Loading capacity (lbs-kg)	26lbs(12kg)	35lbs(16kg)	48.4lbs(22kg)	59.4lbs(27kg)
Volume (L)	116/229	148/286	194/379	237/477
Diameter (mm)	635/745	635/745	740/855	740/855
Diameter (inch)	25/29.3	25/29.3	29.1/33.7	29.1/33.7
Depth (mm)	365/525	465/655	450/660	550/830
Depth (inch)	14.4/20.7	18.3/25.8	17.7/26	21.7/32.7

Washer Speed

Washing speed (rpm)	32	32	32	32
High speed (rpm)	1000	1000	900	900
G-Force	363	363	343	343

Dryer Speed

Tumbler speed (rpm)	32	32	32	32
---------------------	----	----	----	----

Power

Washer motor(kw)	2.2	2.2	3.0	3.7
Washer heating (kw) electric heated(kw)	2*4	3*4	4*4	5*4
Washer Inverter power(kw)	2.2	2.2	3.7	3.7
Dryer motor(kw)	0.25	0.25	0.55	0.55
Dryer fan motor(kw)	0.37	0.37	0.75	0.75
Dryer heating(kw)(electric model)	10.5	10.5	14.4	19.8

Washer's Connections

Water cold or hot Inlet (inch)	3/4	3/4	3/4	3/4
Drain size (inch)	3	3	3	3

Dryer's Connection

Gas Inlet (inch)	1/2	1/2	1/2	1/2
Exhaust pipe(mm)	190	190	190	190

Dryer's Energy consumption

Gas consumption (kg/H)	0.6	0.8	1	1.3
CFM (Btu/H)	55000	75000	95000	115000
Air flow (m³/h)	800	800	1000	1000

Net dimensions

L*W*H (mm)	860*1049*2165	860*1179*2165	910*1242*2315	910*1405*2315
L*W*H (inch)	33.9*41.3*85.2	33.9*46.4*85.2	35.8*48.9*91.1	35.8*55.3*91.1
Net weight (kg / lbs)	526 / 1160	589 / 1299	750 / 1653	910 / 2006

Plywood box dimensions

L*W*H (mm)	980*1169*2315	980*1299*2315	1030*1362*2465	1030*1525*2465
L*W*H (inch)	38.6*46*91.1	38.6*51.1*91.1	40.6*53.6*97	40.6*60*97
Gross weight (kg / lbs)	591 / 1303	654 / 1442	815 / 1797	975 / 2150

Heating way

Wash: Electricity or Hot water Dryer: Gas or Electricity

Usage way

Coin or OPL

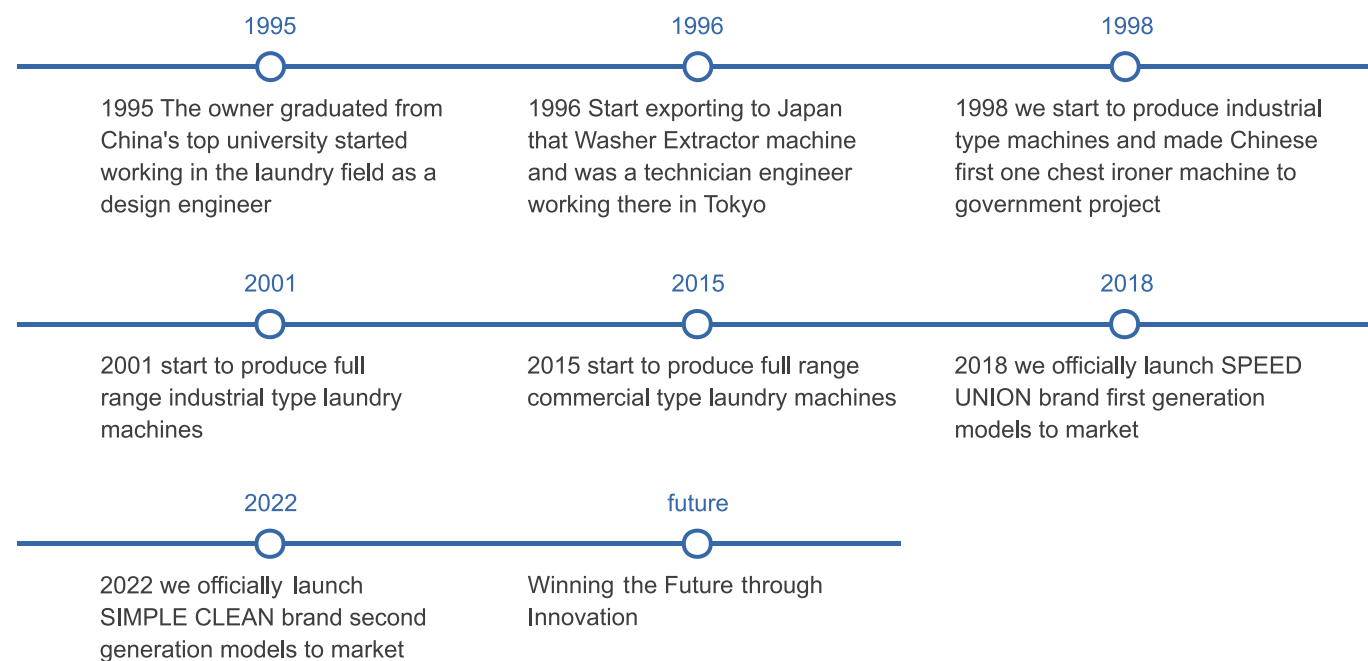
High Accuracy Brand Processing Equipment

The world's advanced process equipment ensures accuracy and quality.
90% of machines adopt on-time mould casting (tooling).
Not only beautiful surface but also reliable and stable quality.

Your Best Choice
----->



Company Development History



Our unique service and Support



Work online



Training



Environmental awareness



Website for distributors



Meetings



Customer service

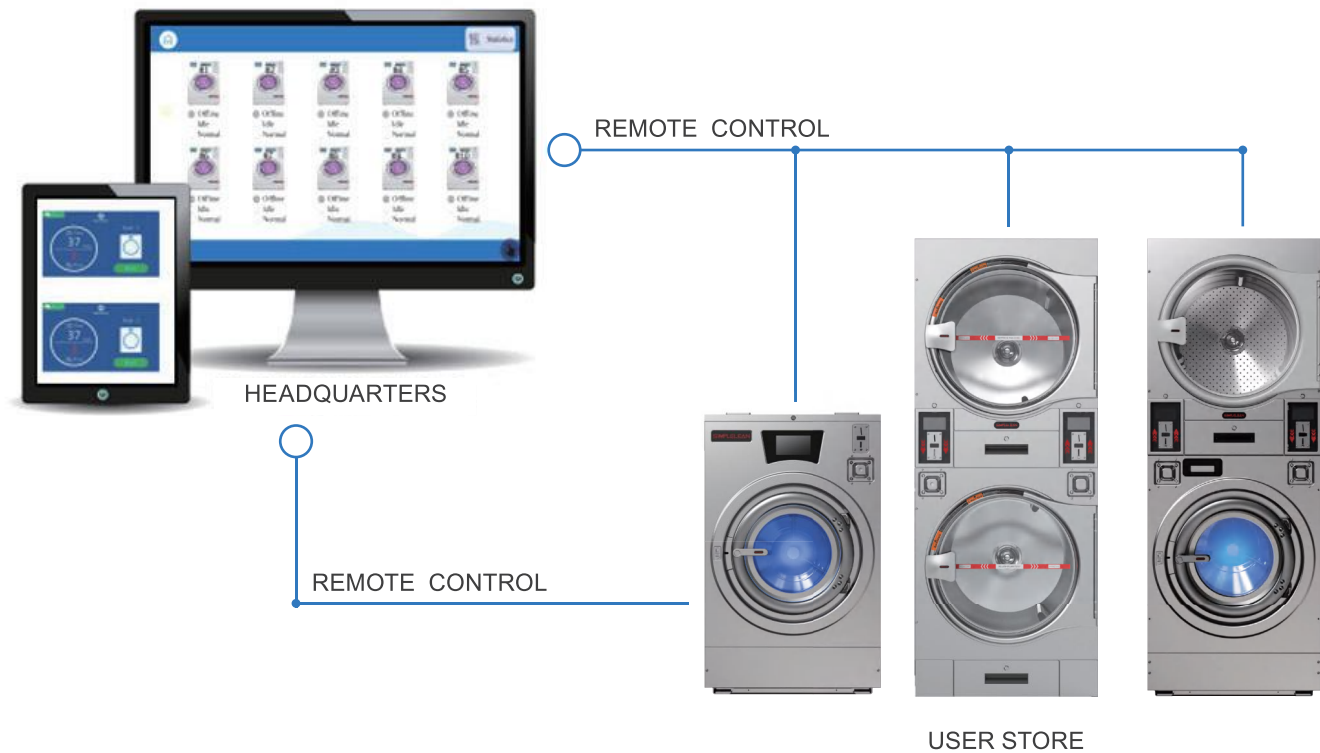


Technical assistance



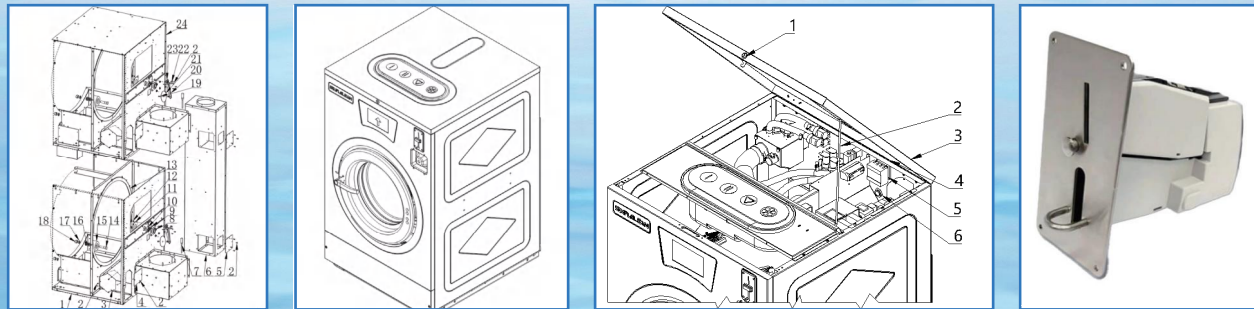
Start-up support

REMOTE MONITORING SYSTEM AND
ONLINE DIAGNOSIS



SIMPLE CLEAN SERVICE AND SUPPORT

Computer after-sales service support, installation manual, operation manual, part manual, video guide.



All parts of the whole machine can be directly found in the elaborate parts manual,
easy for maintenance and after-sales service.

CERTIFICATE

SIMPLECLEAN

Our company owns 100% intellectual rights to the above machines. We have successfully obtained patents for the clever design work on the machines. Additionally, all of the machines have received CE and ISO certificates, which are accepted in many countries. These certificates not only demonstrate high quality but can also help save customs costs for clients.

